

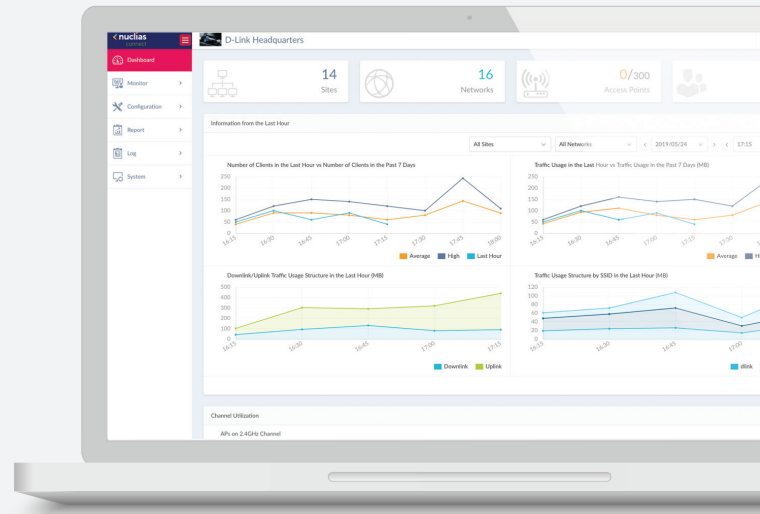
NUCLIAS CONNECT AC1200 WAVE 2 WALL-PLATED ACCESS POINT

DAP-2620



Nuclias Connect Overview

Welcome to this Datasheet for Nuclias Connect, D-Link’s centralized management solution for Small-to-Medium-Sized Business (SMB) networks. Nuclias Connect makes it easier to analyze, automate, configure, optimize, scale, and secure your network – delivering the convenience of an Enterprise-wide management solution, at an SMB price.



▲ Intuitive Dashboard Interface

Solution Features

- » Free-to-Download Nuclias Connect Management Software
- » License-Free Access Points
- » Backwards-Compatibility
- » Intuitive Interface
- » Inexpensive Hardware Controller*
- » Traffic Reporting and Analytics
- » Remote Configuration and Batch Configuration.
- » Multi-Tenant and Role-based Administration
- » Searchable and Auditable Event and Change Logs
- » 802.1x and RADIUS Server, POP3, LDAP
- » Multilingual Support
- » Front-Desk Ticket Management
- » Authentication and Payment Gateway (Paypal) Integration via Customizable Captive Portal

Solution Benefits

1 / Network-Wide Management

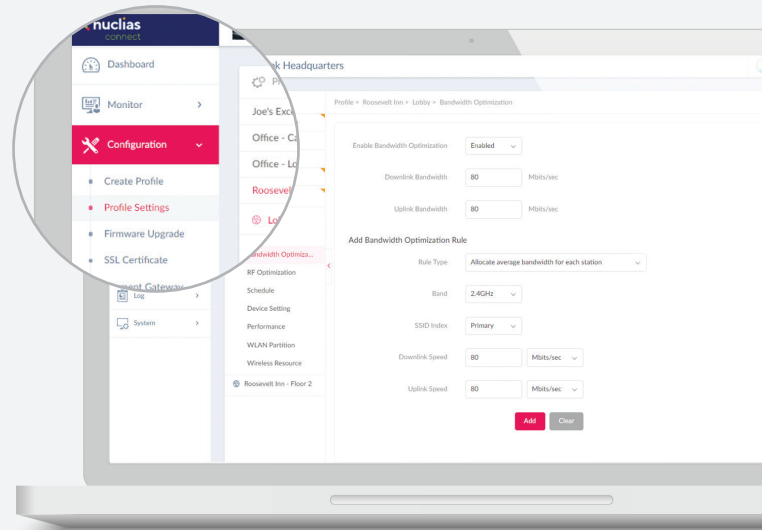
Free to download to a Windows server (or Linux via Docker) or PC, the Nuclias Connect software currently supports a dozen new and legacy D-Link Access Point (AP) models, and is capable of managing up to one thousand APs without the need for additional licensing charges, coupled with a local lite management Smartphone app and an inexpensive optional hardware controller (The Hub*) suitable for remote locations where a dedicated PC or server might be impractical.

*Please contact your local D-Link office for availability



2 / Flexibility to Meet Your Needs

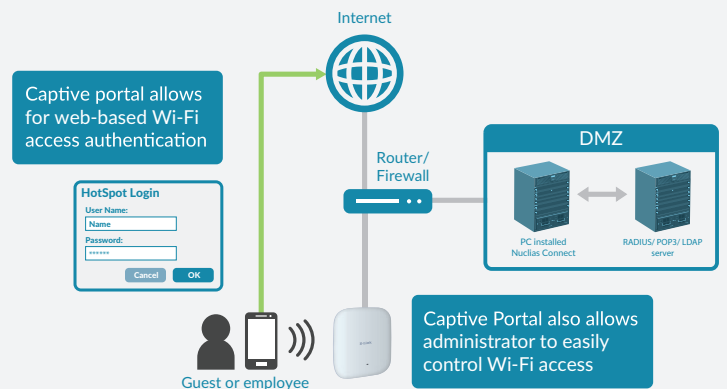
Through software-based monitoring and remote management of all wireless Access Points (APs) on your network, Nuclias Connect offers tremendous flexibility compared to traditional hardware-based management systems. Configuration can be done remotely. Management software is customizable, and enables control and analytics of a broad or fine granularity, presentable in a variety of formats. Additionally, admins can provide and manage a variety of distributed deployments, including the option to configure settings and admin accounts in a specific manner for each deployment. Nuclias Connect gives you the financial and technical flexibility to expand from a small network to a larger one (up to 1,000 APs), while retaining a robust and centralized management system.



▲ Network-Wide Configuration

3 / Easy Administration

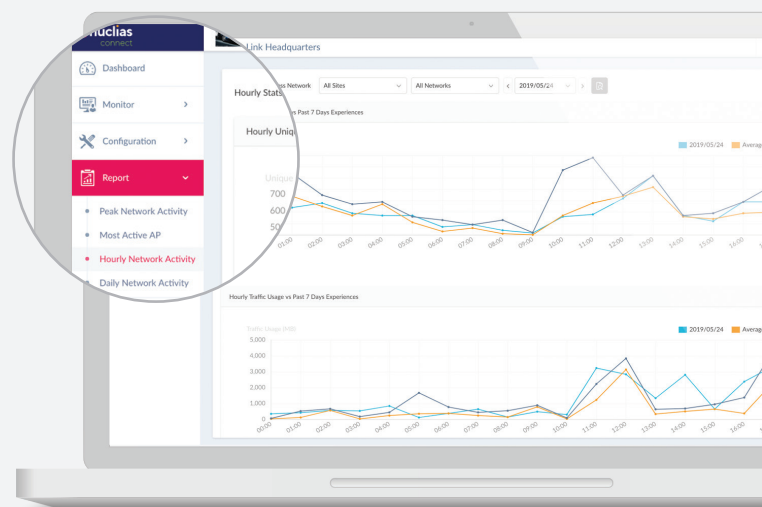
Nuclias Connect supports multi-tenancy, so network admins can grant localized management authority for local networks. In addition, because APs can support eight SSIDs per radio, administrators have the option of using one SSID to create a guest network for visitors. Nuclias Connect allows for multiple user authentications and also makes it possible to configure specific access controls for each SSID, giving admins the option of configuring separate internal networks for different subnets. This means that more advanced Value-Added Services, such as Captive Portal or Wi-Fi Hotspot, can be used to help manage wireless network traffic.



▲ Captive Portal with Customizable Login Page

4 / Insights at a Glance

Gain an extensive understanding of your network through usage analytics and status reports which can be viewed at a glance. Insights derived from traffic data can create business value. Traffic can be viewed across the entire network, to the level of a single AP.



▲ Statistics - Hourly Network Activity

5 / Network Security and Data Privacy

Nuclias Connect balances the need for access convenience with the need for security. All communications over the system are encrypted (WPA2/WPA3¹), with your user data never leaving your possession. Additional security measures (such as firewalls) can also be added to your network, without undue technical difficulty.

Product Introduction

The DAP-2620 Nuclias Connect AC1200 Wave 2 Wall-Plated Access Point converts any Ethernet wall socket into a high-speed dual-band AC Wave 2 Wi-Fi access point. Integrating a simplistic Gigabit Ethernet-to-Wireless design, wired interface, and a phone line connection, the DAP-2620 delivers simultaneous, dual-band, 2x2 MIMO technology for small, medium, and enterprise networks.

Wireless Performance

- » New-generation IEEE 802.11ac Wave 2 wireless
- » High-speed 1200 Mbps throughput
- » Dedicated Gigabit LAN port for a wired connection
- » Phone line port for voice communication
- » Load balancing to optimize performance between Access Points

Trusted Security

- » WPA/WPA2 Personal/Enterprise encryption
- » 64/128 bit WEP
- » MAC-based access filtering and WLAN partitioning
- » Captive Portal with industry-standard authentication
- » VLAN support for network segmentation
- » Built-in RADIUS server

Extensive Management

- » Powerful management, monitoring, and troubleshooting functionality with Nuclias Connect
- » Flexible access through web (HTTP), SSL, SSH, and Telnet
- » Multiple operation modes including Access Point, Wireless Distribution System (WDS), WDS with Access Point, and Wireless Client
- » Wireless scheduling to manage access point activity

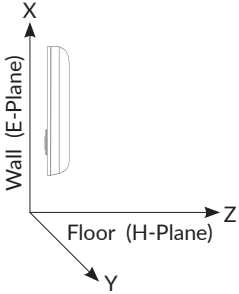
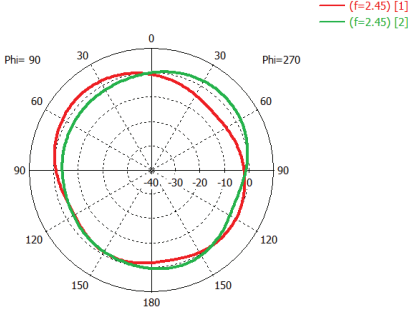
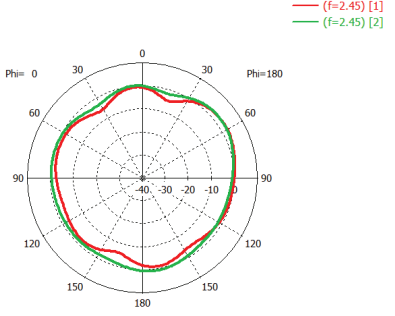
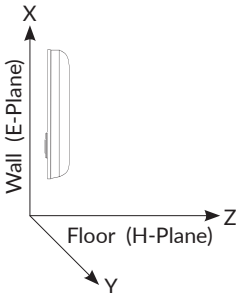
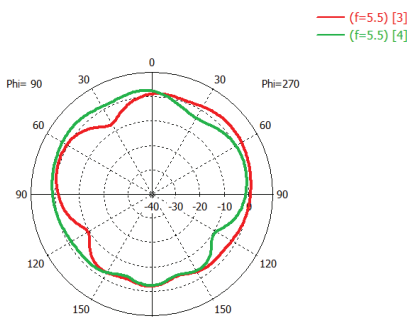
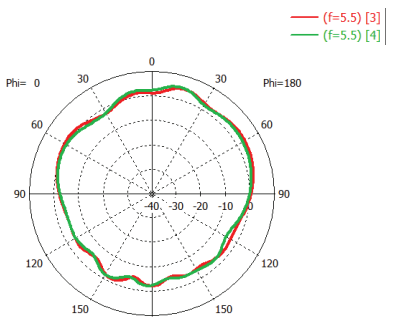
Versatile Installation

- » Powered by IEEE 802.3af Power over Ethernet for remote installation
- » Small form-factor for easy placement
- » Wall-plate design for installation on Ethernet wall sockets
- » Compatible with US and EU power outlets

Technical Specifications

General		
Device Interfaces	1 x IEEE 802.11a/b/g/n/ac Wave 2 wireless ²	1 x Gigabit LAN (supports PoE) 1 x RJ11 phone line port
Standards	IEEE 802.11a/b/g/n/ac ² IEEE 802.3u/ab	IEEE 802.3az Energy-Efficient Ethernet (EEE) IEEE 802.3af Power over Ethernet
Antennas	2 x internal dual-band 2 dBi omni antennas	
Operating Frequency ³	2.4 GHz band: 2.4 to 2.4835 GHz	5 GHz band: 5.15 to 5.85 GHz
Maximum Output Power	2.4 GHz band: 20 dBm	5 GHz band: 20 dBm
Data Signal Rate	2.4 GHz band: Up to 300 Mbps ²	5 GHz band: Up to 867 Mbps ²
Functionality		
Security	WPA-Personal WPA-Enterprise WPA2-Personal WPA2-Enterprise	WEP 64/128-bit encryption SSID broadcast disable MAC address access control Internal RADIUS server
Network Management	D-Link Nuclias Connect Telnet Secure Telnet (SSH)	Web (HTTP) Secure Socket Layer (SSL) Traffic control
LEDs	Power/status	
Physical		
Dimensions	153.3 x 94.65 x 35.8 mm (6.04 x 3.73 x 1.41 in)	
Weight	212 g (0.47 lbs) without mounting base	250.9 g (0.55 lbs) with mounting base
Power Supply	External power adapter: 12 V/1 A	IEEE 802.3af PoE
Maximum Power Consumption	8 W	
Temperature	Operating: 0 to 40 °C (32 to 104 °F)	Storage: -20 to 65 °C (-4 to 149 °F)
Humidity	Operating: 10% to 90% non-condensing	Storage: 5% to 95% non-condensing
Meantime Between Failure (MTBF)	> 30,000 hours	
Certifications	FCC	CE ⁴

Antenna Pattern

Orientation	H-Plane	E-Plane
<p>2.4 GHz Wall Mounted</p> 		
<p>2.4 GHz Wall Mounted</p> 		

Order Information	
Part Number	Description
DAP-2620	Nuclias Connect AC1200 Wave 2 Wall-Plated Access Point

¹ Will be supported in future versions.

² Maximum wireless signal rate derived from IEEE standard 802.11 and 802.11ac specifications. Actual data throughput will vary. Network conditions and environmental factors, including volume of network traffic, building materials and construction, and network overhead, lower actual data throughput rate. Environmental factors will adversely affect wireless signal range.

³ Please note that operating frequency ranges vary depending on the regulations of individual countries and jurisdictions. The DAP-2610 may not support the 5.25 - 5.35 GHz and 5.47 - 5.725 GHz frequency ranges in certain regions.

⁴ For the EU region, this product is compliant with CE regulations and operates within the following frequency ranges: 2.4 - 2.4835 GHz, 5.150 - 5.250 GHz, 5.250 - 5.350 GHz, and 5.470 - 5.750 GHz.

Updated 08/02/19

Specifications are subject to change without notice. D-Link is a registered trademark of D-Link Corporation and its overseas subsidiaries. All other trademarks belong to their respective owners. ©2019 D-Link Corporation. All rights reserved. E&OE